


Songs for God's Children

Music Book






Table of Contents

A Friend Loves at all Times 2

Jesus Bids Us Shine..... 6

His Name was Joshua..... 8

The Kings Song..... 14

God Made Our Wonderful World 22

Elisha, God is my Salvation 24

See the Shining Dewdrops..... 28

I Will Sing of the Mercies..... 30

God’s People (Jer. 32:38-39) 36

God Holds the Key..... 40

Tell Me the Stories of Jesus 44

Kingdom Medley..... 46

The Throne Room Song (Rev. 5:13) 54

Appendix of Themes and Scriptural References 60

A Friend Loves at all Times


Words and Music by Jessica Gelineau

*A friend loves at all times
A friend will share, a friend is kind,
A friend serves God and does what’s right,
A friend is a friend by day or night!*

*A friend loves at all times
I’ll be yours and you be mine,
Jesus is a friend to me,
And so a friend I’ll always be!*

*A friend loves at all times
A friend will share, a friend is kind,
A friend serves God and does what’s right,
A friend is a friend by day or night!*

*A friend loves at all times
I’ll be yours and you be mine,
Jesus is a friend to me,
And so a friend I’ll always be!*



Hand and Body Movements

If singing the song sitting in a circle, children may hold hands and sway gently back and forth to the music, or play small percussion instruments to the rhythm of the song.

Possible Hand Motions

“Loves” — place hands over heart



“Serves God” — point up



“Times” — tap wrist where a watch would go



“Does what’s right” — tap forehead with a single finger as if having a good idea



“Share” — pretend to hand something to another



“Day or night” — make wide circle with arms, then make hands into a pillow and lay head to the side



“Kind” — give a small side hug to a nearby friend, or hug oneself



Performance Suggestions

- In a row on a stage, children could hold hands while singing to form a line, or reach out to hold hands at the line “I’ll be yours and you be mine”.
- For a performance where the song is being sung twice through, children could perform some hand motions, and then finish the song holding hands at the second/last instance of “I’ll be yours and you be mine,” until the song ends with “And so a friend I’ll always be!”

A Friend Loves at All Times

Jessica Gelineau

♩=120

C G D G C G D G

A

5 C G D G C G D G

friend loves at all times. A friend will share, a friend is kind. A

9 C G D G C G D G

friend serves God, and does what's right. A friend is a friend by day or night.

B

13 C G D G

15 C G D G C G D G

friend loves at all times. I'll be yours, and you be mine.

19 C G D G C G D G **Fine.**

Je - sus is a friend to me! And so a friend I'll al-ways be!

A Friend Loves at all Times

Key of G Major

C G D G
A friend loves at all times
C G D G
A friend will share, a friend is kind,
C G D G
A friend serves God and does what's right,
C G D G
A friend is a friend by day or night!

C G D G
A friend loves at all times
C G D G
I'll be yours and you be mine,
C G D Em
Jesus is a friend to me,
C G D G
And so a friend I'll always be!

(Repeat both verses)



Jesus Bids Us Shine

Taken from the Christadelphian “Sing to the Lord” book, 1986 edition. Words: Susan Bogert Warner.
Music: Edwin Othello Excell. Public Domain.

*Jesus bids us shine,
With a pure, clear light,
Like a little candle burning in the night;
In the world is darkness, so we must shine,
You in your small corner,
And I in mine.*

*Jesus bids us shine, first of all for Him,
Well He sees and knows it if our light grows dim;
He looks down from heaven to see us shine
You in your small corner,
And I in mine.*

*Jesus bids us shine, then, for all around,
Many kinds of darkness in the world are found;
Sin and want and sorrow, so we must shine,
You in your small corner,
And I in mine.*



Hand and Body Movements

Children can hold a finger up while singing to represent a burning light.

Performance Suggestions

Children can hold small electric candles, night lights, or other safe, handheld lights while singing the song.

Learning Activities

- For a craft during a Sunday School class built around this song, children could make beeswax candles, or create a small glass lantern with a small jar, Mod Podge, and dried flowers or pieces of tissue paper.
- A discussion could be held with children about ways they can help when people are experiencing darkness. “Want” can be explained as people needing things like food, clothing, shelter.



His Name Was Joshua

Words and Music by Jessica Gelineau and Levi Gelineau

Verse 1:

*After Moses died, the people were dismayed,
God appointed a new leader in his place,
Safely they crossed the river Jordan,
To Canaan’s shores they came, their new home by God’s grace.*

Chorus:

***His name was Joshua, a strong and faithful man,
He guided Israel, brought the people to the Land,
He taught us about Jesus, the lion and the lamb,
Who will come again, with a strong and saving hand.***

Verse 2:

*With a shout God’s people conquered Jericho, (Hey!)
The city Ai fell and Achan stole a robe,
The men of Gibeon said they’d come from far away, (Really?)
And the sun stood still on history’s longest day.*

***His name was Joshua, a strong and faithful man,
He guided Israel, brought the people to the Land,
He taught us about Jesus, the lion and the lamb,
Who will come again, with a strong and saving hand.***

***His name was Joshua, a strong and faithful man,
He guided Israel, brought the people to the Land,
He taught us about Jesus, the lion and the lamb,
Who will come again, with a strong and saving hand.***

*His name was Joshua, a strong and faithful man,
He guided Israel, brought the people to the Land,
He taught us about Jesus, the lion and the lamb,
Who will come again, with a strong and saving hand.*

Learning Activities

- This song was originally used to accompany a Bible School Class for 9-year-olds about Joshua and the children of Israel’s entry into the Promised Land. Children practiced the song every day, adding the parts that referred to the lesson that day. Children also worked on a relief map daily that showed key locations discussed (Ai, Jericho, Gibeon, the Jordan river, etc.)
- Older children could read passages about Jesus as a lion (Rev. 5:5-6, Gen. 49:8-10) and as a lamb (Jn. 1:29, 1:36, Isaiah 53:7, Acts 8:32-33) and discuss what attributes of these animals might help us understand more about His character and the two roles he played/will play at his first and second coming to Earth.



His Name was Joshua

Jessica Gelineau

♩=140

E A E D E A A^(sus4) A

A

8 A E D E

Af - ter Mo - ses died, the peo - ple were dis - mayed,

12 A E D E

God ap - poin - ted a new lea - der in his place,

16 A E D E

Safe - ly they crossed the ri - ver Jo - r - dan, to Ca - naans'

20 A E D E A A

shores they came, their new home by God's grace. His name was

B

26 A E D E

Jo - shu - a, a strong and faith - ful man, He guid - ed

30 A E D E

Is - ra - el brought the peo - ple to the Land, He

34 F[#]m D D E

taught us a - bout Je - sus, the li - on and the lamb, who will

38 A E D E A A

come a - gain with a strong and sa - ving hand.

C

44 A E D E

With a shout God's peo - ple con - quered Je - ri - cho, Hey!

48 A E D E

The ci - ty Ai - fell and A - chan stole a robe,

52 A E D E

The men of Gi - beon said they'd come from far a - way (really?) And the

56 A E D E A A

sun stood still on his - tory's long - gest day. His name was

D

62 A E D E

Jo - shu - a, a strong and faith - ful man, He guid - ed

66 A E D E

Is - ra - el, brought the peo - ple to the Land, He

70 F[#]m D D E A

taught us a - bout Je - sus, the li - on and the lamb, who will come a - gain

75 E D E 1. A 2. A B

with a strong and sa - ving hand. his name was hand. His name was

E

82 B F# E F#
Jo - shu - a, a strong and faith - ful man, He guid - ed

86 B F# E F#
Is - ra - el, brought the peo - ple to the Land, He

90 G#m E E F#
taught us a-bout Je - sus, the li - on and the lamb, who will

94 B F# E F# B B
come a - gain with a strong and sa - ving hand.

His Name Was Joshua

Key of A major with transition to B major

Verse One:

A E D E
After Moses died, the people were dismayed,
A E D E
God appointed a new leader in his place,
A E D E
Safely they crossed the river Jordan,
A E D E
To Canaan's shores they came, their new home by
A
God's grace.

Chorus:

A E D E
His name was Joshua, a strong and faithful man,
A E D E
He guided Israel, brought the people to the Land,
F#m D E
He taught us about Jesus, the lion and the lamb,
A E D E A
Who will come again, with a strong and saving hand.

Verse Two:

A E D E
With a shout God's people conquered Jericho,
A E D E
The city Ai fell and Achan stole a robe,
A E D E
The men of Gibeon said they'd come from far away,
A E D E A
And the sun stood still on history's longest day.

Chorus (x2)

A E D E
His name was Joshua, a strong and faithful man,
A E D E
He guided Israel, brought the people to the Land,
F#m D E
He taught us about Jesus, the lion and the lamb,
A E D E A
Who will come again, with a strong and saving hand.

Chorus (3rd time) with a key change

A major chord moves to B major chord during the word hand.

B F# E F#
His name was Joshua, a strong and faithful man,
B F# E F#
He guided Israel, brought the people to the Land,
G#m E F#
He taught us about Jesus, the lion and the lamb,
B F# E F# B
Who will come again, with a strong and saving hand.

The Kings Song

Words and Music by Jessica Gelineau

Verse 1:

*When you read the Bible,
Many kings you'll find,
From Saul to Zedekiah,
Some good and some unkind
And when you hear these stories,
Please keep one thing in mind.
God loves kings who reign for Him,
Let's leave our own ways behind.*

Chorus:

***I wanna be strong like Josiah,
Brave like Hezekiah,
Wise like Jehoshaphat,
Not a fool like Ahab!***

***I wanna be strong like Josiah,
Brave like Hezekiah,
Wise like Jehoshaphat,
Not a fool like Ahab!***

Verse 2:

*The Bible also tells us
Of a king who's been away
A king who's coming back again,
A king for whom we pray.
And when He comes, the faithful kings
Will rise up in that day,
And we can reign with Jesus too!
As queens and kings always.*

***I wanna be strong like Josiah,
Brave like Hezekiah,***

***Wise like Jehoshaphat,
Not a fool like Ahab!***

***I wanna be strong like Josiah,
Brave like Hezekiah,
Wise like Jehoshaphat,
Not a fool like Ahab!***

*Ad lib from recording:
How about courageous like Queen Esther?
Enthusiastic like King David?
Or what about really really good at writing proverbs, like Solomon?*

***I wanna be strong like Josiah,
Brave like Hezekiah,
Wise like Jehoshaphat,
Not a fool like Ahab!***

Hand and Body Movements

This song was created with hand motions in mind!

Possible Hand Motions

“Strong like Josiah” — make arms into muscles



“Wise like Jehoshaphat” — tap head as if thinking/having a good idea



“Brave like Hezekiah” — place a hand over heart



“Not a fool like Ahab” — Shake head “no” and/or wave arms “no”



Performance Suggestions

Because the chorus is accessible and easy to learn for even very young children, this song lends itself well to a mixed-age group choir. Older children or even one or two young soloists can sing the verses and younger children can join in or take over the choruses.

Learning Activities

- Younger children learning about any of the kings described in the chorus of the song could brainstorm reasons why these kings might be thought of as “strong, brave, wise, fool”.
- Younger children could draw a picture of themselves as a “king” or “queen” with Jesus in the kingdom age, and write a word or two that describes themselves (kind, just, caring, helpful).
- Older children could be challenged in a Bible School class about the books of Kings and Chronicles to write a list of other “____(adjective) like _____ (person)” descriptions of other kings, queens, or other characters such as prophets, to show what they have learned about these characters. Perhaps an “I wanna be” list, and an “I don’t wanna be” list!

The Kings Song

Jessica Gelineau

A ♩=165 Swing 8's

N.C. C G C

5 G D D D G

B ♩=120 Even 8's

13 C G D G

When you read the Bi - ble Ma - ny kings_ you'll find from

17 C G D G

Saul to Ze - de - ki - ah some good and some un - kind_ and

21 C G D G

when you hear these sto - ries please keep one thing in mind_

25 C G C D G

God loves kings who reign for him let's leave our own ways be - hind

C ♩=165 Swing 8's

30 N.C. C G C G D

I wan-na be strong like Jo-si - ah Brave like He-ze-ki - ah Wise like Je-hos-hap- hat

36 D D 1. G 2. G

not a fool like A - hab I wan-na be hab_ The

D ♩=120 Even 8's

43 C G D G
 Bi ble al - so tells us of a king who's been a - way__ A

47 C G D G
 king who's co - ming back a - gain a king for whom we pray and

51 C G D G
 when He comes the faith ful kings will rise up in that day__ and

55 C G C D G
 we can reign with Je - sus too! as queens and kings al - ways

E ♩=165 Swing 8's

60 N.C. C G C G D
 I wan-na be strong like Jo-si - ah Brave like He-ze-ki - ah Wise like Je-hos-hap-hat

66 D D 1. G 2. G
 __ not a fool like A - hab I wan-na be hab__

73 **F** C G C G
 How about courageous like Queen Esther? Enthusiastic like King David?

77 D D D G N.C.
 what about really really good at writing proverbs, like Solomon?
 I wan-na be

G

81 C G C G D
 strong like Jo-si - ah Brave like He - ze - ki - ah Wise like Je-hos-hap-hat

86 D D G G G G
 __ not a fool like A - hab__

The Kings Song

Key of G major

Intro: C/G, G, D, G

Verse 1:

C G
When you read the Bible,
D G
Many kings you'll find.
C G
From Saul to Zedekiah,
D G
Some good, and some unkind.
C G
And when you hear these stories,
D G
Please keep one thing in mind.
C/G G
God loves kings who reign for him!
C D G
Let's leave our own ways behind.

Chorus:

C G
I wanna be strong like Josiah,
C G
Brave like Hezekiah,
D G D
Wise like Jehoshaphat,
D G
Not a fool like Ahab! (x2)

Verse 2:

C/G G
The Bible also tells us

D G
Of a king who's been away
C G
A king who's coming back again,
D G
A king for whom we pray.
C G
And when He comes, the faithful kings
D G
Will rise up in that day,
C/G G
And we can reign with Jesus too!
C D G
As queens and kings always.

Chorus:

C G
I wanna be strong like Josiah,
C G
Brave like Hezekiah,
D G D
Wise like Jehoshaphat,
D G
Not a fool like Ahab! (x2)

Ad lib/Words below from recording

(Continue chords in background)

How about courageous like Queen Esther?
Enthusiastic like King David?
Or what about really, really good at writing
proverbs, like Solomon?

Chorus:

C G
I wanna be strong like Josiah,
C G
Brave like Hezekiah,
D G D
Wise like Jehoshaphat,
D G
Not a fool like Ahab!



God Made Our Wonderful World

Adapted from the Christadelphian “Sing to the Lord” book, 1986 edition.
Words and Music: Lena S. Lawrence, adapted. © Copyright 1971 G/L Publications

*God made our wonderful world,
God made our wonderful world,
He made the stars bright,
He made the day light,
God made our wonderful world.*

*God made our wonderful world.
God made our wonderful world.
He made all the trees,
He made all the bees,
God made our wonderful world.*

*God made our wonderful world,
God made our wonderful world,
He made all the birds,
He made all our pets,
God made our wonderful world,*

*God made our wonderful world,
God made our wonderful world,
He made all the fruit,
He made all our veggies,
God made our wonderful world.*

Hand and Body Movements

“Stars bright” — hold up hands and open and close twinkling fingers



“Day light” — spread hands out in an overheard arc to symbolize the sun rising and shining



“Trees” — bend down and grow up like a tree, spreading arms to show branches



“Bees” — buzz around



“Birds” — flap arms to show wings



“Pets” — act like a cat, dog, bunny, etc.



“Fruit” and “Veggies” — hold up one hand as if picking a fruit from a tree, bend down with other hand to pull up a carrot or other veggie from the ground



Performance Suggestions

- The words to this song are wonderfully flexible (and, as you may have already realized, they were changed from the original version for this recording!) They can be changed to reflect specific items children have learned about in a Bible School class (for example, if the class is about animals of the Bible, “He made all the cows, he made all the frogs”, and so on).
- Depending on what you are singing about (fruits, veggies, bees, or others!) children can hold up appropriate props. The sound effect of a child saying “Crunch, crunch!” or buzzing like a bee are some of the sounds used in the recording. Children can make sound effects live at a performance.

Learning Activities

- For a craft during a Sunday School class built around this song, children could use scissors, construction paper, and old kids and nature magazines to create collages of “Things God Made”.
- This song is a great accompaniment to any lesson about the Creation and the Garden of Eden, or the wonders of God’s Creation that we can witness anytime!

Elisha, God is my Salvation

Words and Music by Jessica Gelineau

*An empty jar, an angry man,
A proud Syrian captain with white and blotchy skin,
These problems are not big for God,
Elisha, God is my salvation!*

Chorus:
***Elisha, God is my salvation,
Elisha, God is my salvation,
Elisha, God is my salvation,
Elisha, God is my salvation.***

*A fallen axe, a pot of stew,
A death in the family who built a special room,
These problems are not big for God,
Elisha, God is my salvation.*

***Elisha, God is my salvation,
Elisha, God is my salvation,
Elisha, God is my salvation,
Elisha, God is my salvation.***

***Elisha, God is my salvation,
Elisha, God is my salvation,
Elisha, God is my salvation,
Elisha, God is my salvation.***

Performance Suggestions

This song would go well after a short drama/skit about any of the Elisha stories mentioned.

Learning Activities

- Younger children can learn that the name Elisha actually means “God is my salvation” in Hebrew, and this could lead to a fun discussion about the meanings of their own names, the meanings of other prophet names, or the meanings of their favorite Bible characters’ names.
- Children could draw a picture to go with part of the song. If in a class, other students could guess what part of the song goes with the picture.
- Older children could be challenged in a Bible School class about Elisha/the books of Kings to identify five passages/accounts that correspond with the phrases mentioned in the song. 1) An empty jar/ An angry man 2) A proud Syrian captain with white and blotchy skin 3) A fallen axe 4) A pot of stew 5) A death in the family who built a special room. *Answer Key: 1) 2 Kings 4:1-7 2) 2 Kings 5 (11-12 shows Naaman’s pride) 3) 2 Kings 6:1-6 4) 2 Kings 4:38-41 5) 2 Kings 4:8-37*
- Older children could be challenged to come up with an additional verse of the song that fits the meter of the first two verses and describes more of the salvation miracles God worked through Elisha. However, please be aware that some of the other accounts involving Elisha have very heavy content and could potentially be disturbing to children (i.e. the bears in 2 Kings 2, the siege conditions described in 2 Kings 6).

Elisha, God is my Salvation

Jessica Gelineau

♩=100

(piano) F C G7/B G7/B C F C

7 **A** F C G7/B C

emp - ty jar, an an - gry man, a proud Sy-rian cap-tain with white and blot-chy skin, These

11 F C G7/B G7/B C F C

pro-blems are not big for God, E - lish - a, God is my sal - va - tion! E -

16 **B** C G7/B G7/B G7/B C

lish - a, God is my sal - va - tion, E - lish - a, God is my sal - va - tion. E -

20 C F G7/B G7/B C F C

lish - a, God is my sal - va - tion, E - lish - a, God is my sal - va - tion! A

25 **C** F C G7/B C

fa - llen axe, a pot of stew, a death in the fami-ly who built as-pe-cial room, These

29 F C G7/B G7/B C F C

pro-blems are not big for God, E - lish - a, God is my sal - va - tion! E -

34 **D** C G7/B G7/B G7/B C

lish - a, God is my sal - va - tion, E - lish - a, God is my sal - va - tion. E -

38 C F G7/B G7/B C F C **Fine**

lish - a, God is my sal - va - tion, E - lish - a, God is my sal - va - tion! E -

Elisha, God is my Salvation

Key of C Major

Verse One:

F C G C

An empty jar, an angry man, Elisha, God is my salvation,

G C C F

A proud Syrian captain with white and blotchy skin, Elisha, God is my salvation,

F C G C

These problems are not big for God, Elisha, God is my salvation.

G C

Elisha, God is my salvation!

Chorus:

C G

Elisha, God is my salvation,

G C

Elisha, God is my salvation,

C F

Elisha, God is my salvation,

G C

Elisha, God is my salvation.

Verse Two:

F C

A fallen axe, a pot of stew,

G C

A death in the family who built a special room,

F C

These problems are not big for God,

G C

Elisha, God is my salvation.

Chorus:

C G

Elisha, God is my salvation,

See the Shining Dewdrops

Taken from the Christadelphian “Sing to the Lord” book, 1986 edition.
Words and Music: Attributed to Charlie Tillman. Public Domain.

*See the shining dewdrops on the flowers strewed,
Proving, as they sparkle: God is ever good.
See the morning sunbeams, peeping through the wood,
Silently proclaiming: God is ever good.*

Chorus:
God is wisdom.
God is love.
God is wisdom.
God is love.

*Hear the mountain streamlet in the solitude,
With its ripple saying: God is ever good.
In the leafy treetops, where no fears intrude,
Merry birds are singing: God is ever good.*

God is wisdom.
God is love.
God is wisdom.
God is love.

*Flowers in the garden, violets in the wood
Giving out their perfume: God is ever good.
Bring my heart thy tribute; songs of gratitude
while all nature utters: God is ever good.*

God is wisdom.
God is love.
God is wisdom.
God is love.

Performance Suggestions

This is a beautiful song for a small group of three to six voices. It would be a great choice for adolescents or teens who are interested in music and looking to perform a song at a Bible school, in a Sunday School program, etc.

Learning Activities

- Children could go on a nature walk and make lists or draw pictures of things they see that stand out to them, that proclaim, “God is ever good!”
- There are some words in this song that could be unfamiliar, especially to younger children (Proclaim, streamlet, ripple, intrude, tribute, utter.) Take time to discuss or act out new vocabulary.



I Will Sing of the Mercies

Words and Music: James Henry Filmore. Public Domain.

*I will sing of the mercies of the Lord forever
I will sing, I will sing.
I will sing of the mercies of the Lord forever
I will sing of the mercies of the Lord.
With my mouth will I make known,
Thy faithfulness, thy faithfulness,
With my mouth will I make known thy faithfulness to all generations.
I will sing of the mercies of the Lord forever,
I will sing, I will sing.
I will sing of the mercies of the Lord forever,
I will sing of the mercies of the Lord.*



Performance Suggestions

Because the words are few and simple, this is a great song to add some percussion instruments and dancing to, if singing with a group!

Learning Activities

Remind children that this song is taken directly from Psalm 89:1, and that once they know the song, they have memorized the verse! For children old enough to read, have them open physical Bibles and locate the verse together. Consider reading the passage through verse 8 and discussing. There are a LOT of interesting things going on in this Psalm!



I Will Sing of the Mercies of the Lord

J.H. Fillmore
Based on Psalm 89:1

♩=100

4/4 C C G

I will

5 A C

sing of the mer - cies of the Lord for - e - ver, I will

7 G C

sing, (I will sing) I will sing, (I will sing) I will

9 C

sing of the mer - cies of the Lord for - e - ver, I will

11 G C

sing of the mer - cies of the Lord! With my

B

13 F C

mouth will I make known, Thy

15 G7 C

faith - ful ness, Thy faith - ful ness, with my

17 F C

mouth will I make known, Thy

19 D7 D7 G

faith - ful ness to all ge - ne - ra - tions... I will

C

22 C

sing of the mer - cies of the Lord for - e - ver, I will

24 G C

sing, (I will sing) I will sing! (I will sing) I will

26 C

sing of the mer - cies of the Lord for - e - ver, I will

28 G C

sing of the mer - cies of the Lord!

I Will Sing of the Mercies of the Lord*

Key of C

Intro: C G C

C
I will sing of the mercies of the Lord forever;
G C
I will sing, I will sing;
C
I will sing of the mercies of the Lord forever;
G C
I will sing of the mercies of the Lord.

F C
With my mouth will I make known;
G C
Thy faithfulness, Thy faithfulness.
F C
With my mouth will I make known;
D7 G
Thy faithfulness to all generations.

C
I will sing of the mercies of the Lord forever;
G C
I will sing, I will sing;
C
I will sing of the mercies of the Lord forever;
G C
I will sing of the mercies of the Lord!

*Words and music: J H Fillmore (Based on Psalm 89:1)

God’s People (Jer. 32:38-39)

Words and Music by Jessica Gelineau

*We will be God’s people, He will be our God,
We will be God’s people, He will be our God,
We will be God’s people, He will be our God.*

Chorus:
***And He will give us one heart,
And one way,
That we may fear Him forever,
We may fear Him forever,
One heart
And one way
That we may fear Him forever,
We may fear Him forever!***

*We will be God’s people, He will be our God,
We will be God’s people, He will be our God,
We will be God’s people, He will be our God.*

***And He will give us one heart,
And one way,
That we may fear Him forever,
We may fear Him forever,
One heart
And one way
That we may fear Him forever,
We may fear Him forever!
That we may fear Him forever,
We may fear Him forever,
That we may fear Him forever,
We may fear Him forever.***

Hand and Body Movements

This song includes two short claps immediately after the phrases “one heart” and “one way”. This song was created with hand motions in mind!

“One heart” — hold up one finger, then press hand to chest



“That we may fear Him forever” — use one arm, starting with hand low at opposite hip, to arc up into the sky, as if drawing a rainbow.



“One way” — hold up one finger, then use both hands and arms to point straight forward, as if showing a path or road



“Fear Him forever”— create a rainbow with the opposite arm, in the opposite direction



Learning Activities

- For songs that are direct Bible quotes, such as this one, it can be nice, particularly with children who are of age to read on their own, to have them physically read the verses from a Bible and perhaps discuss and have a short lesson on some of the context - either of the entire book of Jeremiah, the surrounding verses, or whatever is deemed age-appropriate by the teacher. Because the reference for the verses (Jeremiah 32:38-39) is not named in the song, it would also be helpful for children to memorize the reference, so that they can better remember and recall these words throughout their lives.
- The word “fear” is used here in the sense of, “awe, revere, obey”. It might be worth having a talk with children about the different meanings of the word fear, and how God is not to be feared in the sense that they might fear the dark, spiders, imaginary monsters in closets, etc.

God's People

Jessica Gelineau
Jer. 32:38-39

♩=120 **A**

C F C N.C. F G C

We will be God's peo ple_ He will be our God_

6 C G G C

we will be God's peo ple_ He will be our God_

10 C G G C

we will be God's peo ple_ He will be our God.

14 **B** C N.C. C G F

And He will give us one heart, and one way, that we may fear Him for-e ver, we may

18 F C G F

fear Him for -e-ver, one heart, and one way, that we may fear Him for -e-ver, we may

22 1. F C G F

fear Him for - e_ ver._

26 2. F C G F

fear Him for - e_ ver._ that we may fear Him for - e - ver, we may

30 F C G F

fear Him for - e_ ver._ that we may fear Him for - e - ver, we may

34 F C

fear Him for - e_ ver!_

God's People (Jer. 32:38-39)

Key of C Major

Intro: C F C

Verse:

F G C

We will be God's people, He will be our God,

G C

We will be God's people, He will be our God,

G C F C

We will be God's people, He will be our God.

Chorus:

C

And He will give us one heart (clap clap)

G

And one way (clap clap)

Am

That we may fear him forever,

F

We may fear him forever,

C

One heart (clap clap)

G

And one way (clap clap)

Am

That we may fear Him forever,

F C G F C

We may fear Him forever!

Verse:

F G C

We will be God's people, He will be our God,

G C

We will be God's people, He will be our God,

G C F C

We will be God's people, He will be our God.

Chorus:

C

And He will give us one heart (clap clap)

G

And one way (clap clap)

Am

That we may fear him forever,

F

We may fear him forever,

C

One heart (clap clap)

G

And one way (clap clap)

Am

That we may fear Him forever,

F C G

We may fear Him forever!

Am

That we may fear Him forever,

F C G

We may fear Him forever!

Am

That we may fear Him forever,

F C

We may fear Him forever!

God Holds the Key

Adapted from the Christadelphian “Sing to the Lord” book, 1986 edition. Words: Joseph Parker. Music: George Coles Stebbins. Public Domain.

God holds the key of all unknown,
And I am glad;
If other hands should hold the key,
Or if He trusted it to me,
I might be sad.
I might be sad.

What if tomorrow’s cares were here,
Without its rest?
I’d rather He unlock the day
And as the hours swing open, say,
“My will is best.”
“My will is best.”

Though dim and feeble is my sight
I’m yet secure,
For searching in my onward way,
I feel His hand: I hear Him say,
My help is sure
My help is sure.

I now can read His future plans,
And this I know;
I have the smiling of His face,
And all the refuge of His grace,
I yet may know.
I yet may know.

Enough, this covers all my wants;
And so I rest!
For what I cannot, He can see,
And in his care I safe shall be,
Forever blessed
Forever blessed.

Hand and Body Movements

“God holds the key” — hold hand as if holding a key and inserting it into a lock (or use props and hold up actual keys)



“And I am glad” — happy singing face



“If other hands should hold the key” — act as if giving real or imaginary key away



“Or if He trusted it to me” — take real or imaginary key close to chest



“I might be sad” — sad singing face



“Tomorrow’s cares” — scratch head



“Rest” — fold hands and lay head on them sideways to sleep



“Unlock the day” — pretend to insert real or imaginary key into a lock



“As the hours swing open” — pretend to swing a door open



“My will is best” — nod head yes



“Dim and feeble is my sight” — close/squint eyes almost shut or cover eyes with hands



“I’m yet secure” — plant feet solidly on ground



“Searching in my onward way” — reach out in front as if grabbing around for an object in the dark



“I feel His hand” — find what you are looking for, stop grabbing around and close hand as if holding someone’s hand



“I hear Him say” — cup ear



“My help is sure” — nod head yes



“I now can read” — pretend to read a book



“And this I know” — tap head



“The smiling of His face” — happy singing face



“Refuge of His grace” — form a tent/ house overhead with both arms



“I yet may know” — nod head yes



“For what I cannot, he can see” — shake head no, then nod head yes



“Enough” — spread hands emphatically apart



“And in his care I safe shall be” — hold out hands as if cupping a baby chick



“So I rest” — fold hands and lay head on them sideways to sleep



“Forever blessed” — sing with extra enthusiasm! (And smile!)



Performance Suggestions

As you will hear in the recording, children’s voices can easily echo the last line of every verse. If singing the song in a Sunday School setting with all ages singing, consider introducing and practicing the last phrases first, so that even the youngest kids can be prepared to echo when it’s their turn!

Learning Activities

If comfortable, children can share their worries, and be reminded by the parent or teacher that God is always with them - perhaps a prayer can also be said to address the child’s worries.

Tell Me the Stories of Jesus


Adapted from the Christadelphian “Sing to the Lord” book, 1986 edition. Words: Frederic A. Challinor.
Music: William Henry Parker. Public Domain.

*Tell me the stories of Jesus I love to hear;
Things I would ask Him to tell me if He were here;
Scenes by the wayside, tales of the sea,
Stories of Jesus, tell them to me.*

*First let me hear how the children stood round His knee,
And I shall fancy His blessing resting on me;
Words full of kindness, deeds full of grace,
All in the lovelight of Jesus’ face.*

*Tell me, in accents of wonder, how rolled the sea,
Tossing the boat in a tempest on Galilee;
And how the Maker, ready and kind,
Chided the billows, and hushed the wind.*

*Into the city I’d follow the children’s band,
Waving a branch of the palm tree high in my hand;
One of His heralds, yes, I would sing
Loudest hosannas, “Jesus is King!”*



Performance Suggestions

- This song could be a culminating performance for a children’s Bible School or Sunday School class on the topic of Jesus’ ministry. There are many references to physical scenes in the song - the rolling sea, palm branches waving - that could translate into physical decoration of the stage.
- During the last verse, children could pick up percussion instruments and add some extra noise to the “children’s band”, and/or pick up palm frond props to wave. Extra volume in general on the last verse - loudest hosannas! - is fitting. Kids love to be encouraged to be loud!

Learning Activities

Children could be asked to draw scenes of themselves in the time of Jesus. It would be fun to see what they imagine themselves doing with Jesus if they had lived while He was ministering on Earth. How would these ideas be different from what they imagine doing with Him in the Kingdom? (Or perhaps there are no differences - older children would better be able to understand this nuance.) A conversation could be had with children about how much of what we know and hope for about the coming Kingdom is informed by what we see that Jesus already did - healing, helping, comforting, restoring, etc.

Kingdom Medley

Arranged from other works by Jessica Gelineau.

The Kingdom is a Wonderful Place - Traditional

Soon and Very Soon - Words and music by Andrae Crouch. Copyright © 1976, Bud John Songs, Inc./
Crouch Music/ASCAP

He Shall Reign - Words and music by Marc Chopinsky. Copyright © 1988 Integrity's Hosanna! Music/Adm.
By Kingsway Thankyou Music

*The Kingdom is a wonderful place
Filled with glory and grace
I wanna see my Master's face,
The Kingdom is a wonderful place (I wanna be there!)*

*The Kingdom is a wonderful place
Filled with glory and grace
I wanna see my Master's face,
The Kingdom is a wonderful place.*

*He shall reign over all the Earth,
He shall reign over all the Earth.*

*He shall reign over all the Earth,
He shall reign over all the Earth.*

*Soon and very soon, we are going to see the King.
Soon and very soon, we are going to see the King.
Soon and very soon, we are going to see the King.
Hallelujah, Hallelujah, we're going to see the King.*

*No more crying there, we are going to see the King.
No more crying there, we are going to see the King.
No more crying there, we are going to see the King.
Hallelujah, Hallelujah, we're going to see the King.*

*Christ is coming back again, Hallelujah!
Christ is coming back again, Hallelujah.*

*We will play all night and day, Hallelujah!
We will play all night and day, Hallelujah!*

*We can have any pet we want, Hallelujah!
We can have any pet we want, Hallelujah.*

*All the earth will be made new, Hallelujah!
All the earth will be made new, Hallelujah.*

*God will be all in all, Hallelujah!
God will be all in all, Hallelujah!*

Performance Suggestions

- Traditionally, the song “Christ is Coming Back Again” starts with the phrase “Christ is Coming Back Again” and ends with the phrase “God Will Be All in All”. In between, any verses about God’s kingdom can be sung. This is a great opportunity to get kids involved in making up their own verses to describe their expectations and hopes about Kingdom life.
- If the song is being performed in front of an audience (such as at a Bible School Kids Choir) and the group contains littler children or children who will not be able to sing all of the words, a small group of percussionists adds a nice touch!

Learning Activities

- Children can be asked to draw their visions of the Kingdom, and parts of their visions can be discussed and incorporated in a group singing of the song, as appropriate! I.e. “I see you drew yourself playing with a tiger in the Kingdom! What excites you about being able to play with a tiger? Let’s sing, “We can ride on tigers’ backs, Hallelujah!”
- Ask children what else there will be “No more of” in the Kingdom, besides crying. “Sighing”, “Sadness”, “Sickness,” are some possible changes or additions.
- Glory and grace are big concepts for any of us to explore. They aren’t very traditional Sunday School topics, but would certainly make for interesting explorations with children, to pair with the line, “filled with glory and grace”!

Kingdom Medley

Arr. Jessica Gelineau
Various Composers

Swing ♩=140

Are you guys excited to be in the Kingdom? Yes! Alright, let's sing some songs about the Kingdom:

2

3 C

7 **A** C F

King-dom is a won-der-ful place, filled with glo-ry and grace!

11 C F C G C G

I wan-na see my Mas-ter's face, The King-dom is a won-der-ful place, I wan-na be there the

15 C F

King-dom is a won-der-ful place, filled with glo-ry and grace,

19 C F C G C

I wan-na see my Mas-ter's face! The King-dom is a won-der-ful place.

B ♩=85

24 C G F C C G F C

He shall reign o-ver all the Earth, He shall reign o-ver all the Earth.

28 C G F C C G F C

He shall reign o-ver all the Earth, He shall reign o-ver all the Earth.

C Swing ♩=140

33 C F C

Soon and ve-ry soon we are go-ing to see the King.

37 G C

Soon and ver-ry soon we are go-ing to see the King.

41 C F C

Soon and ve-ry soon we are go-ing to see the King. Ha-lle-

45 F G C

lu-jah, Ha-lle-lu-jah, We're go-ing to see the King!

49 C F C

No more cry-ing there, we are go-ing to see the King.

53 G C

No more cry-ing there, we are go-ing to see the King.

57 C F C

No more cry-ing there, we are go-ing to see the King. Ha-lle-

61 F G C

lu-jah, Ha-lle-lu-jah, We're go-ing to see the King. Christ is

D

66 C F C
co-ming back a - gain, Ha - lle - lu - jah! Chirst is

70 C Am G F G C We will play all night and day.
co-ming back a-gain Ha - lle - lu_____ jah! we will

75 C F C
play all night and day Ha - lle - lu - jah! we will

79 C Am G F G C We can have any pet we want.
play all night and day Ha - lle - lu_____ jah! we can

84 C F C
have a - ny pet we want Ha - lle - lu - jah! we can

88 C Am G F G C
have a - ny pet we want Ha - lle - lu_____ jah!

92 C I want a... I want a... I want a... very good! All the earth will be made new.
All the

96 C F C
earth will be made new Ha - lle - lu - jah! All the

100 C Am G F G C And finally, God will be all in all.
earth will be made new Ha - lle - lu_____ jah! God will

rit.

105 C F C
be all in all Ha - lle - lu - jah! God will

109 C Am G F G C
be all in all Ha - lle - lu_____ jah!

Kingdom Medley

Key of C

Intro: C

C
The Kingdom is a Wonderful Place
F
Filled with Glory and Grace
C F
I wanna see my Master’s Face,
C G C
The Kingdom is a Wonderful Place
(I wanna be there) (x2)

C G F C
He shall reign over all the Earth,
Am G F C
He shall reign over all the Earth. (x2)

C F C
Soon and very soon, we are going to see the King.
G C
Soon and very soon, we are going to see the King.
C F C
Soon and very soon, we are going to see the King.
F G C
Hallelujah, Hallelujah, we’re going to see the King.

C F C
No more crying there, we are going to see the King.
G C
No more crying there, we are going to see the King.
C F C
No more crying there, we are going to see the King.
F G C
Hallelujah, Hallelujah, we’re going to see the King.

C F C
Christ is coming back again, Hallelu-jah!
Am G F G C
Christ is coming back again, Hallelu-u-jah.

Continue to ad lib — Anything about the coming of Christ! Lines from the recording are:
We will play all night and day.
We can have any pet we want.
All the earth will be made new.

Final verse:
C F C
God will be all in all, Hallelu-jah!
Am G F G C
God will be all in all, Hallelu-u-jah!

The Throne Room Song (Rev. 5:13)

Words and Music by Jessica Gelineau

1, 2, 3...

And every creature which is in heaven,
And on the earth, and under the earth,
Even everything that lives in the sea,
I heard them saying,

Chorus

**‘Blessing and honor, glory and power
Be unto Him who sits on the throne!
Blessing and honor, glory and power,
Be to the Lamb, forever and ever!’**

1, 2, 3...

And every creature which is in heaven,
And on the earth, and under the earth,
Even everything that lives in the sea,
I heard them saying,

**‘Blessing and honor, glory and power
Be unto Him who sits on the throne!
Blessing and honor, glory and power,
Be to the Lamb, forever and ever!’**

Be to the Lamb, forever and ever, oh,
Be to the Lamb, forever and ever.

Hand and Body Movements

This song was created with hand motions in mind!

“Which is in heaven” — point both hands up



“And on the earth” — bring hands together, flat, palms down, in front of you. Move hands out to the left and right as if sliding them over a flat surface directly in front of you.



“And under the earth” — bring hands together, cupped, lower than you had them for “on the earth”. Spread them out to the left and right, almost as if showing a giant bowl or basin.



“I heard them saying” — cup ear with one hand, then cup mouth with both hands.



Learning Activities

- The book of Revelation is filled with fascinating imagery. Though it isn’t a book often gravitated to when preparing lessons for young children, there is so much there about the Kingdom, Jesus, and His followers that can capture the imaginations of young children and excite their hearts. Consider reading more passages from Revelation (the first and last chapters, in particular), drawing pictures of what is described, etc.
- Discuss with children what the song of blessing sung in Revelation 5 might sound like with so many voices singing it! Kids can be asked, “What kind of creatures are you looking forward to hearing sing to Jesus in the Kingdom?” You’ll get all kinds of creative answers and have great laughs and smiles together thinking about how an octopus or a blue-tongued skink might show their praise.

The Throne Room Song

Jessica Gelineau
(Rev. 5:13)

♩=110

C

And e - very

A

3 C G Am C G Am

crea-ture which is in__ hea - ven, and on the earth, and un - der the earth, __

7 C G Am F G

e - ven e - very - thing that lives in the sea, __ I heard them say - ing,

11 **B** F C G C F C D G

"Ble - ssing and ho - nor, glo - ry and po - wer be un - to Him who sits on the throne!

15 F C G C F C

Ble - ssing and ho - nor, glo - ry and po - wer be to the Lamb for e - ver and

18 G C

e - ver!" And e - very

21 **C** C G Am C G Am

crea-ture which is in__ hea - ven, And on the earth and un - der the earth, __

25 C G Am F G

e - ven e - very - thing that lives in the sea, __ I heard them say - ing,

D

29 F C G C F C D G

"Ble - ssing and ho - nor, glo - ry and po - wer be un - to Him who sits on the throne!

33 F C G C F C G C

Ble - ssing and ho - nor, glo - ry and po - wer be to the Lamb for e - ver and e - ver.

♩=90

37 F C G Am

Be to the Lamb for - e - ver and e - ver, oh

39 F C G C

be to the Lamb for - e - ver and e - ver!"

The Throne Room Song (Rev. 5:13)

Key of C Major

Intro: Strum C for 3.5 measures (Count in 1, 2, 3 starting at the beginning of 3 measure of strumming)

Verse:

C G Am
And every creature which is in heaven,
C G Am
And on the earth, and under the earth,
C G Am
Even everything that lives in the sea,
F G
I heard them saying,

Chorus:

F C G C
“Blessing and honor, glory and power
F C D G
Be unto Him who sits on the throne!
F C G C
Blessing and honor, glory and power,
F C G C
Be to the Lamb, forever and ever!”

(Repeat Verse and Chorus)

Ending (slower)

F C G Am
Be to the Lamb, forever and ever, oh,
F C G C
Be to the Lamb, forever and ever.

Appendix of Themes and Scriptural References

1	A Friend Loves at all Times Friendship, sharing, kindness, Jesus <i>Proverbs 17:17, John 15:13-15</i>	8	I Will Sing of the Mercies God’s faithfulness <i>Psalms 89:1</i>
2	Jesus Bids Us Shine Jesus, darkness vs. light, helping others <i>Matthew 5:14-16</i>	9	God’s People (Jer. 32:38-39) One heart, One way, fear of God, unity <i>Jeremiah 32:38-39</i>
3	His Name was Joshua Entering the promised land, Joshua as a type of Christ <i>Multiple accounts in Joshua 1 through 10</i>	10	God Holds the Key God is in control, rest, freedom from worry <i>Matt. 6:34</i>
4	The Kings Song Obedience to God’s ways, Josiah, Hezekiah, Jehoshaphat, Ahab, our future reign with Jesus <i>Rev. 1:6 and 5:10</i>	11	Tell Me the Stories of Jesus Parables, Jesus, Hosanna, being a child in the time of Christ <i>Multiple accounts in the gospels</i>
5	God Made Our Wonderful World Creation, animals, plants, Earth <i>Genesis 1</i>	12	Kingdom Medley Glory, Grace, Jesus as King, animals, Earth, Kingdom, happiness <i>Many! 2 Cor. 4:6, Rev. 11:15, Rev. 21:4</i>
6	Elisha, God is my Salvation Elisha as a type of Christ, miracles, God’s power <i>Multiple accounts in 1 Kings 19 through 2 Kings 13</i>	13	The Throne Room Song (Rev. 5:13) All creatures, Blessing, Honor, Glory, Power, the Lamb <i>Rev. 5:13</i>
7	See the Shining Dewdrops God as wisdom and love, beauty and testimony of Creation, flowers, the outdoors <i>Prov. 9:10</i>		

